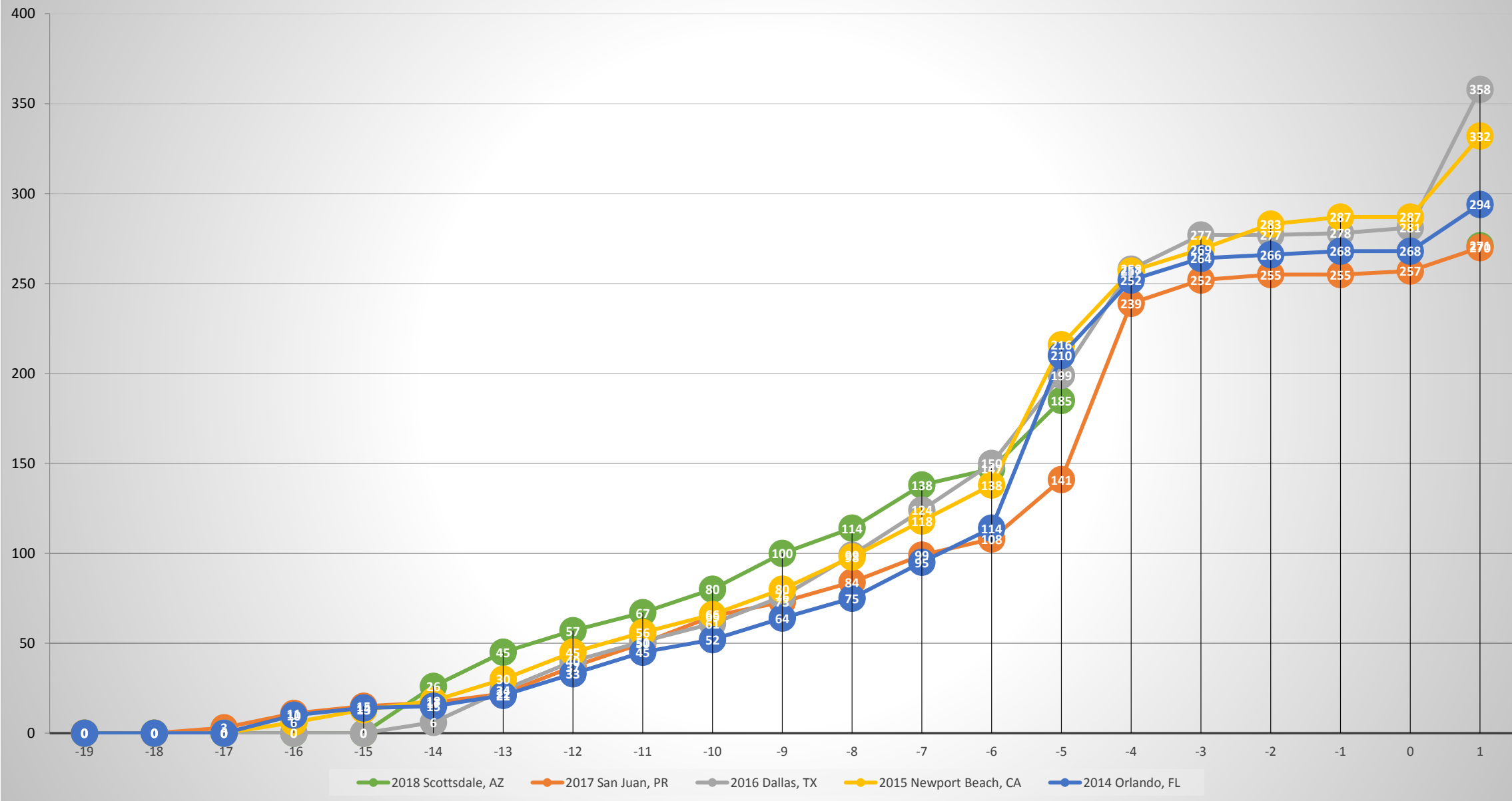


2018 Management Accounting Section Midyear Meeting_20171205 Cumulative Weekly Registrations by Year - Location



Cumulative Weekly Registrations

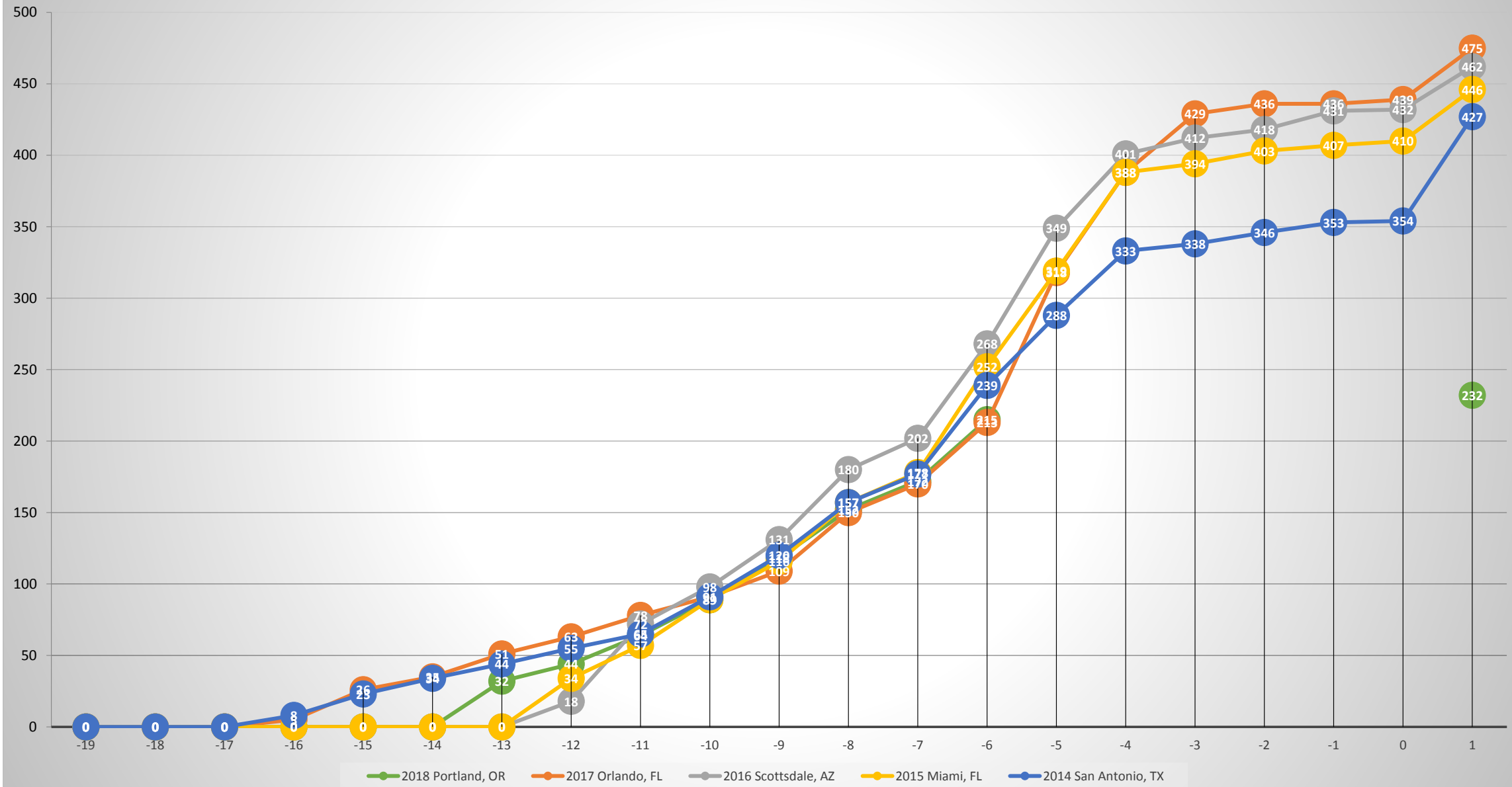
Week begins on Sunday and ends on Saturday

Week	2018	2017	2016	2015	2014
-19	0	0	0	0	0
-18	0	0	0	0	0
-17	0	3	0	0	0
-16	0	11	0	6	10
-15	0	15	0	13	14
-14	26	17	6	18	15
-13	45	22	24	30	21
-12	57	37	40	45	33
-11	67	50	51	56	45
-10	80	65	61	66	52
-9	100	73	76	80	64
-8	114	84	99	98	75
-7	138	99	124	118	95
-6	147	108	150	138	114
-5	185	141	199	216	210
-4	0	239	258	257	252
-3	0	252	277	269	264
-2	0	255	277	283	266
-1	0	255	278	287	268
0	0	257	281	287	268
1	52	13	77	45	26
Total	271	270	358	332	294

Notes

- Week 0 indicates the opening week of the meeting.
- Negative numbers indicate weeks leading up to the event.
- Week -19 contains all pre-event registration activity occurring prior to and on that Week.
- Week 1 contains all post-event registration activity and activity without Paid Dates.

2018 Auditing Section Midyear Meeting_20171205 Cumulative Weekly Registrations by Year - Location



Cumulative Weekly Registrations

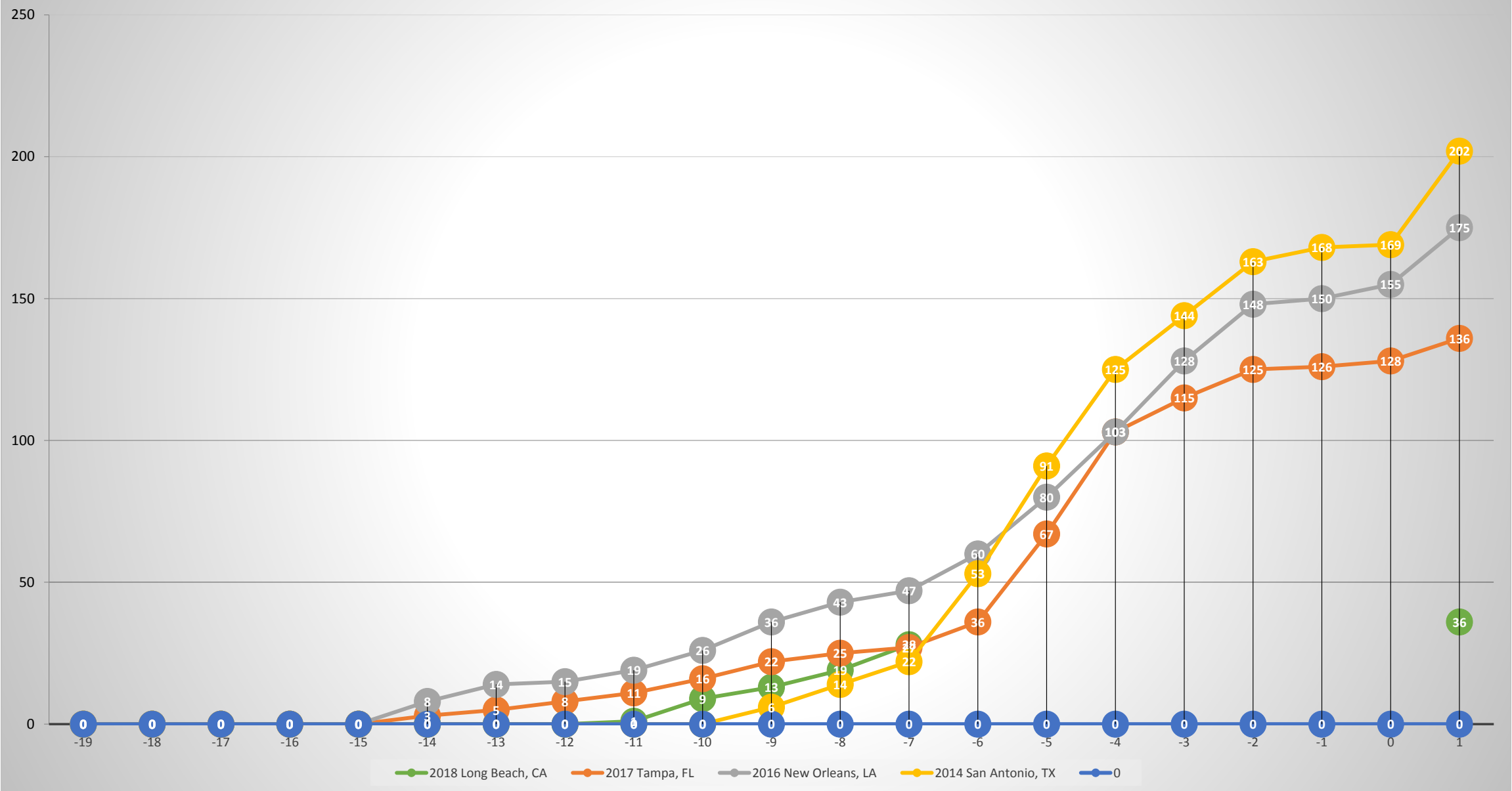
Week begins on Sunday and ends on Saturday

Week	2018	2017	2016	2015	2014
-19	0	0	0	0	0
-18	0	0	0	0	0
-17	0	0	0	0	0
-16	0	5	0	0	8
-15	0	26	0	0	23
-14	0	35	0	0	34
-13	32	51	0	0	44
-12	44	63	18	34	55
-11	64	78	72	57	65
-10	89	91	98	89	91
-9	118	109	131	116	120
-8	152	150	180	157	157
-7	172	170	202	178	177
-6	215	213	268	252	239
-5	0	318	349	319	288
-4	0	388	401	388	333
-3	0	429	412	394	338
-2	0	436	418	403	346
-1	0	436	431	407	353
0	0	439	432	410	354
1	2	36	30	36	73
Total	232	475	462	446	427

Notes

- Week 0 indicates the opening week of the meeting.
- Negative numbers indicate weeks leading up to the event.
- Week -19 contains all pre-event registration activity occurring prior to and on that Week.
- Week 1 contains all post-event registration activity and activity without Paid Dates.

2018 International Accounting Section Midyear Meeting_20171205 Cumulative Weekly Registrations by Year - Location



Cumulative Weekly Registrations

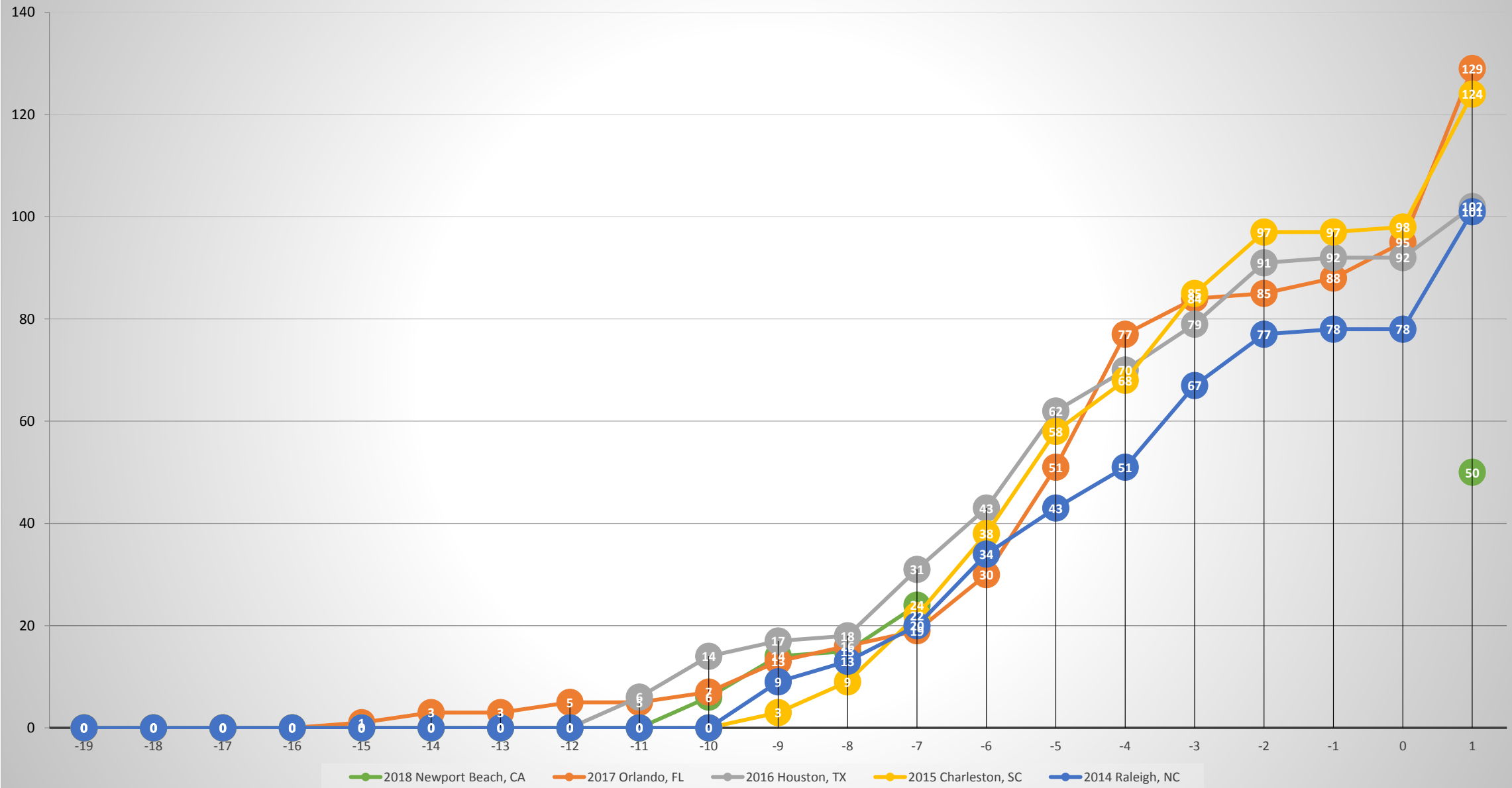
Week begins on Sunday and ends on Saturday

Week	2018	2017	2016	2014	0
-19	0	0	0	0	0
-18	0	0	0	0	0
-17	0	0	0	0	0
-16	0	0	0	0	0
-15	0	0	0	0	0
-14	0	3	8	0	0
-13	0	5	14	0	0
-12	0	8	15	0	0
-11	1	11	19	0	0
-10	9	16	26	0	0
-9	13	22	36	6	0
-8	19	25	43	14	0
-7	28	27	47	22	0
-6	0	36	60	53	0
-5	0	67	80	91	0
-4	0	103	103	125	0
-3	0	115	128	144	0
-2	0	125	148	163	0
-1	0	126	150	168	0
0	0	128	155	169	0
1	1	8	20	33	0
Total	36	136	175	202	0

Notes

- Week 0 indicates the opening week of the meeting.
- Negative numbers indicate weeks leading up to the event.
- Week -19 contains all pre-event registration activity occurring prior to and on that Week.
- Week 1 contains all post-event registration activity and activity without Paid Dates.

2018 Joint Midyear Meeting of the AIS and SET Sections_20171205 Cumulative Weekly Registrations by Year - Location



Cumulative Weekly Registrations

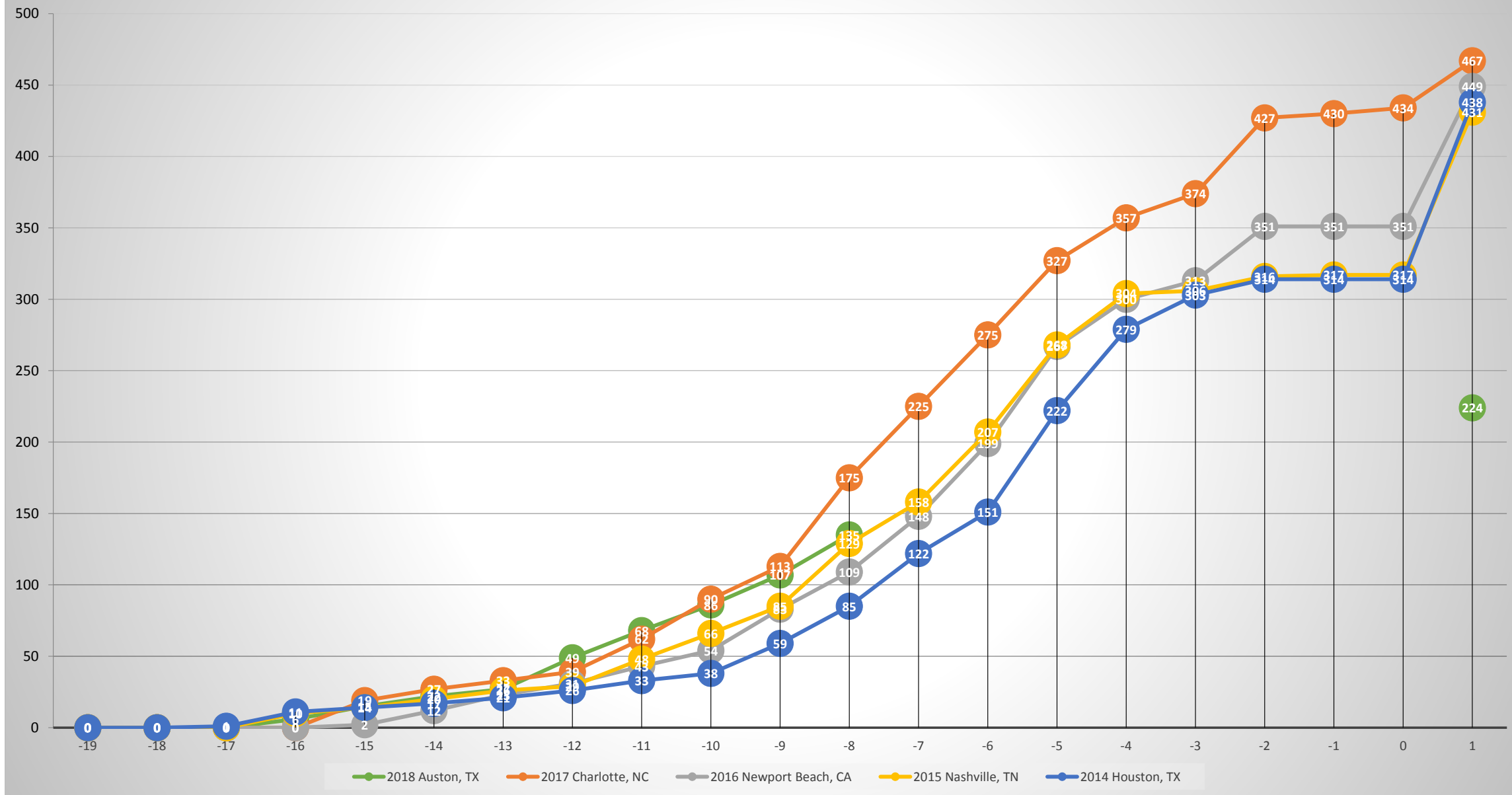
Week begins on Sunday and ends on Saturday

Week	2018	2017	2016	2015	2014
-19	0	0	0	0	0
-18	0	0	0	0	0
-17	0	0	0	0	0
-16	0	0	0	0	0
-15	0	1	0	0	0
-14	0	3	0	0	0
-13	0	3	0	0	0
-12	0	5	0	0	0
-11	0	5	6	0	0
-10	6	7	14	0	0
-9	14	13	17	3	9
-8	15	16	18	9	13
-7	24	19	31	22	20
-6	0	30	43	38	34
-5	0	51	62	58	43
-4	0	77	70	68	51
-3	0	84	79	85	67
-2	0	85	91	97	77
-1	0	88	92	97	78
0	0	95	92	98	78
1	18	34	10	26	23
Total	50	129	102	124	101

Notes

- Week 0 indicates the opening week of the meeting.
- Negative numbers indicate weeks leading up to the event.
- Week -19 contains all pre-event registration activity occurring prior to and on that Week.
- Week 1 contains all post-event registration activity and activity without Paid Dates.

2018 Financial Accounting and Reporting Section Midyear Meeting_20171205 Cumulative Weekly Registrations by Year - Location



Cumulative Weekly Registrations

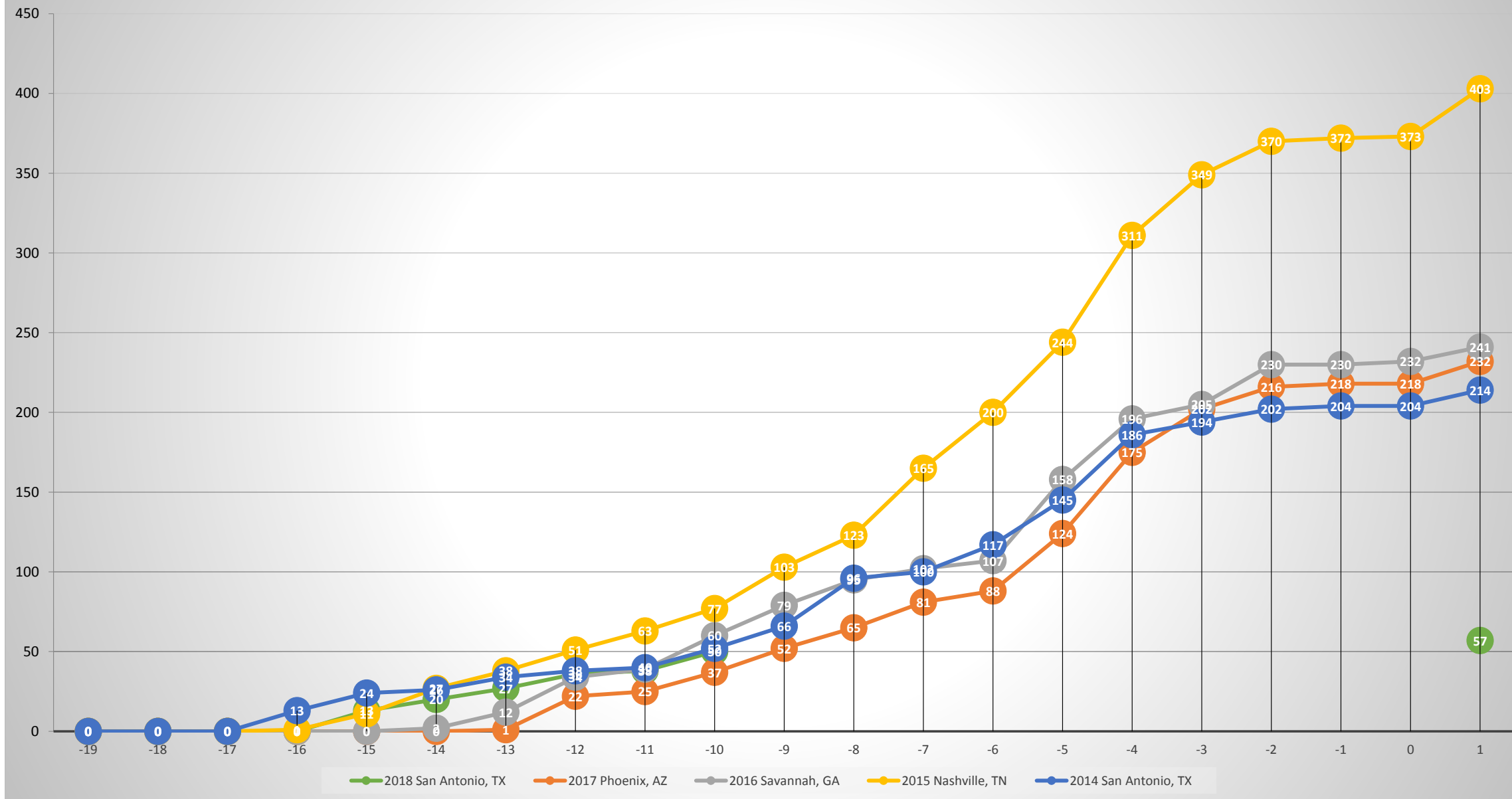
Week begins on Sunday and ends on Saturday

Week	2018	2017	2016	2015	2014
-19	0	0	0	0	0
-18	0	0	0	0	0
-17	0	0	0	0	1
-16	6	0	0	10	11
-15	15	19	2	14	14
-14	22	27	12	20	17
-13	27	33	23	26	21
-12	49	39	31	29	26
-11	68	62	43	48	33
-10	86	90	54	66	38
-9	107	113	83	85	59
-8	135	175	109	129	85
-7	0	225	148	158	122
-6	0	275	199	207	151
-5	0	327	267	268	222
-4	0	374	300	304	279
-3	0	427	313	306	303
-2	0	430	351	316	314
-1	0	434	351	317	314
0	83	33	98	114	124
1	224	467	449	431	438

Notes

- Week 0 indicates the opening week of the meeting.
- Negative numbers indicate weeks leading up to the event.
- Week -19 contains all pre-event registration activity occurring prior to and on that Week.
- Week 1 contains all post-event registration activity and activity without Paid Dates.

2018 APLG_FSA Annual Seminar_20171205 Cumulative Weekly Registrations by Year - Location



Cumulative Weekly Registrations

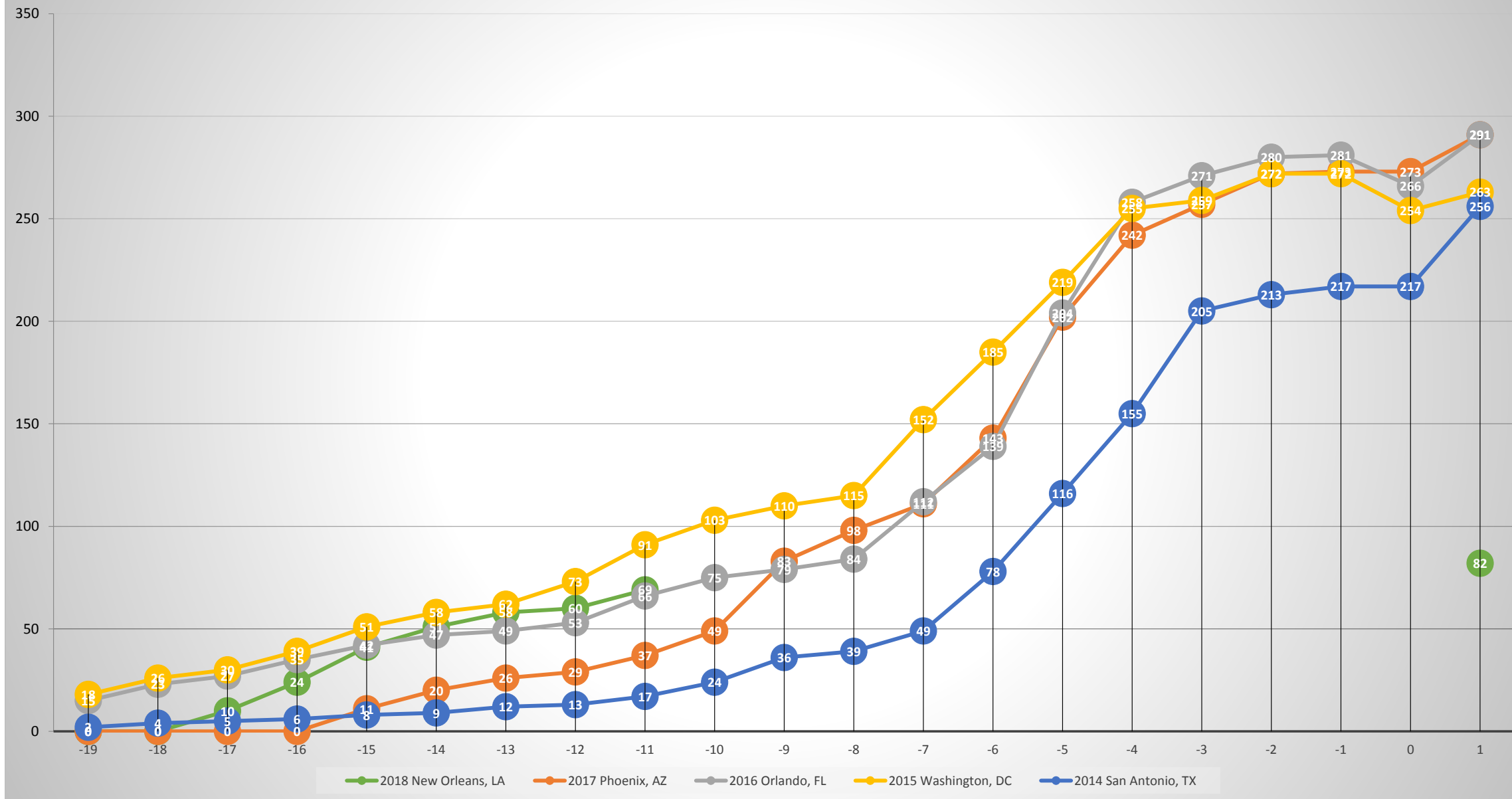
Week begins on Sunday and ends on Saturday

Week	2018	2017	2016	2015	2014
-19	0	0	0	0	0
-18	0	0	0	0	0
-17	0	0	0	0	0
-16	0	0	0	1	13
-15	13	0	0	11	24
-14	20	0	2	27	26
-13	27	1	12	38	34
-12	36	22	34	51	38
-11	38	25	39	63	40
-10	50	37	60	77	52
-9	0	52	79	103	66
-8	0	65	95	123	96
-7	0	81	102	165	100
-6	0	88	107	200	117
-5	0	124	158	244	145
-4	0	175	196	311	186
-3	0	194	202	349	194
-2	0	216	230	370	202
-1	0	218	230	372	204
0	0	218	232	373	204
1	1	14	9	30	10
Total	57	232	241	403	214

Notes

- Week 0 indicates the opening week of the meeting.
- Negative numbers indicate weeks leading up to the event.
- Week -19 contains all pre-event registration activity occurring prior to and on that Week.
- Week 1 contains all post-event registration activity and activity without Paid Dates.

2018 American Taxation Association Midyear Meeting_20171205 Cumulative Weekly Registrations by Year - Location



Cumulative Weekly Registrations

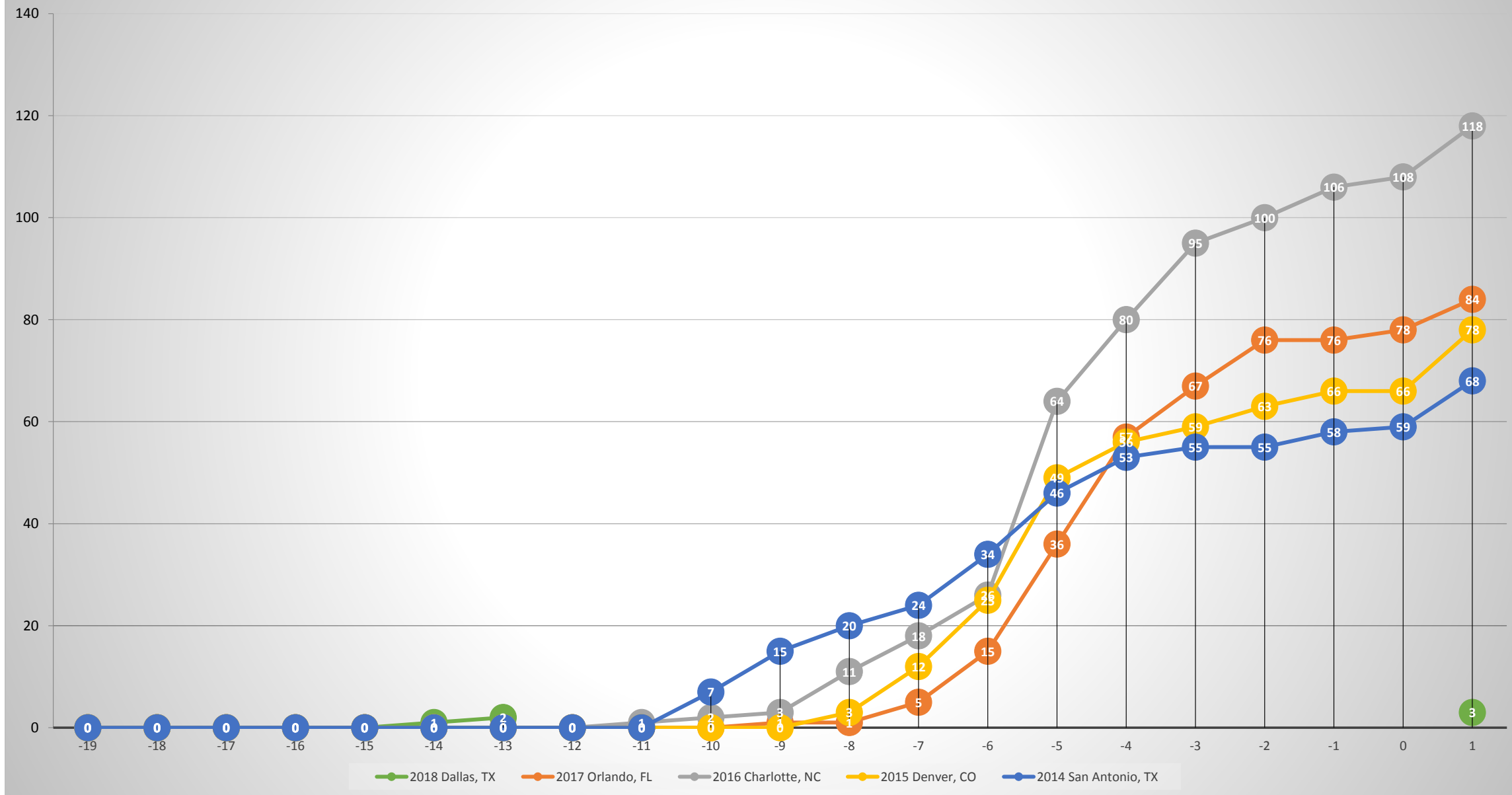
Week begins on Sunday and ends on Saturday

Week	2018	2017	2016	2015	2014
-19	0	0	15	18	2
-18	0	0	23	26	4
-17	10	0	27	30	5
-16	24	0	35	39	6
-15	41	11	42	51	8
-14	51	20	47	58	9
-13	58	26	49	62	12
-12	60	29	53	73	13
-11	69	37	66	91	17
-10	0	49	75	103	24
-9	0	83	79	110	36
-8	0	98	84	115	39
-7	0	111	112	152	49
-6	0	143	139	185	78
-5	0	202	204	219	116
-4	0	242	258	255	155
-3	0	257	271	259	205
-2	0	272	280	272	213
-1	0	273	281	272	217
0	0	273	266	254	217
1	4	18	33	17	41
Total	82	291	314	289	260

Notes

- Week 0 indicates the opening week of the meeting.
- Negative numbers indicate weeks leading up to the event.
- Week -19 contains all pre-event registration activity occurring prior to and on that Week.
- Week 1 contains all post-event registration activity and activity without Paid Dates.

2018 Forensic Accounting Research Conference_20171205 Cumulative Weekly Registrations by Year - Location



Cumulative Weekly Registrations

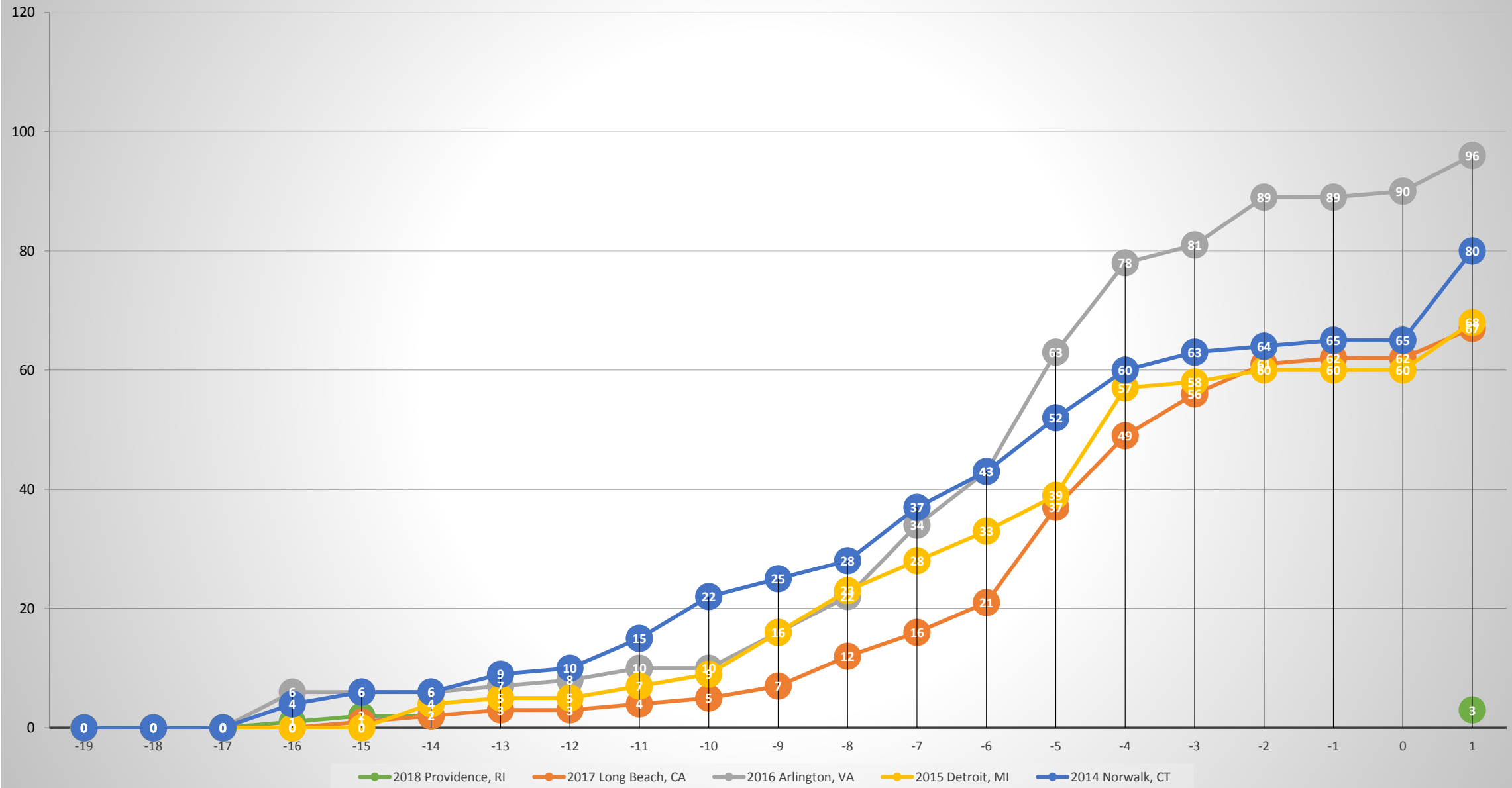
Week begins on Sunday and ends on Saturday

Week	2018	2017	2016	2015	2014
-19	0	0	0	0	0
-18	0	0	0	0	0
-17	0	0	0	0	0
-16	0	0	0	0	0
-15	0	0	0	0	0
-14	1	0	0	0	0
-13	2	0	0	0	0
-12	0	0	0	0	0
-11	0	0	1	0	0
-10	0	0	2	0	7
-9	0	1	3	0	15
-8	0	1	11	3	20
-7	0	5	18	12	24
-6	0	15	26	25	34
-5	0	36	64	49	46
-4	0	57	80	56	53
-3	0	67	95	59	55
-2	0	76	100	63	55
-1	0	76	106	66	58
0	0	78	108	66	59
1	0	6	10	12	9
Total	3	84	118	78	68

Notes

- Week 0 indicates the opening week of the meeting.
- Negative numbers indicate weeks leading up to the event.
- Week -19 contains all pre-event registration activity occurring prior to and on that Week.
- Week 1 contains all post-event registration activity and activity without Paid Dates.

2018 Government and Nonprofit Section Midyear Meeting_20171205 Cumulative Weekly Registrations by Year - Location



Cumulative Weekly Registrations

Week begins on Sunday and ends on Saturday

Week	2018	2017	2016	2015	2014
-19	0	0	0	0	0
-18	0	0	0	0	0
-17	0	0	0	0	0
-16	1	0	6	0	4
-15	2	1	6	0	6
-14	2	2	6	4	6
-13	0	3	7	5	9
-12	0	3	8	5	10
-11	0	4	10	7	15
-10	0	5	10	9	22
-9	0	7	16	16	25
-8	0	12	22	23	28
-7	0	16	34	28	37
-6	0	21	43	33	43
-5	0	37	63	39	52
-4	0	49	78	57	60
-3	0	56	81	58	63
-2	0	60	89	61	64
-1	0	62	89	62	65
0	0	62	90	62	65
1	0	5	6	8	15
Total	3	67	96	68	80

Notes

- Week 0 indicates the opening week of the meeting.
- Negative numbers indicate weeks leading up to the event.
- Week -19 contains all pre-event registration activity occurring prior to and on that Week.
- Week 1 contains all post-event registration activity and activity without Paid Dates.