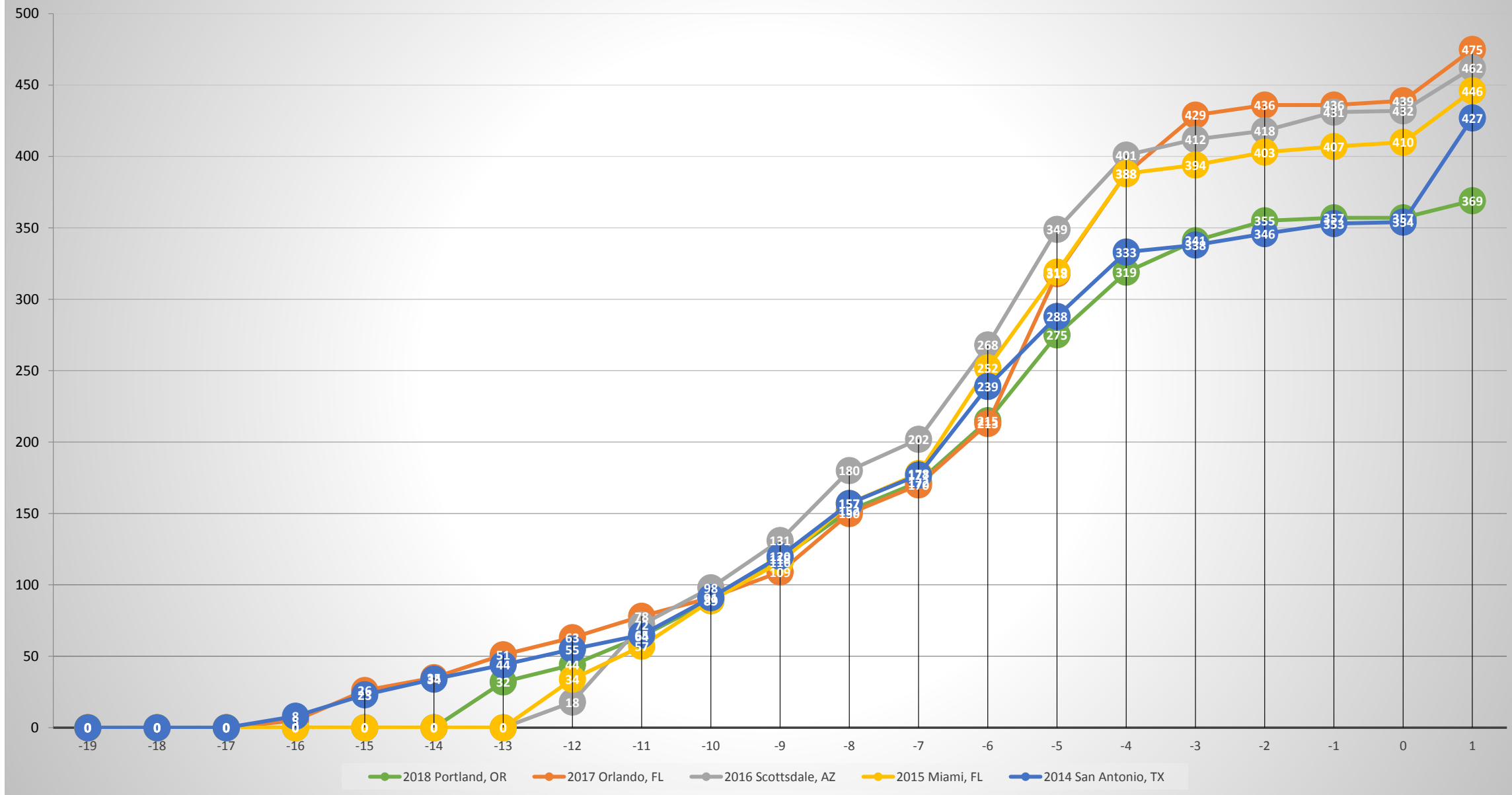


2018 Auditing Section Midyear Meeting\_20180108 Cumulative Weekly Registrations by Year - Location



Cumulative Weekly Registrations

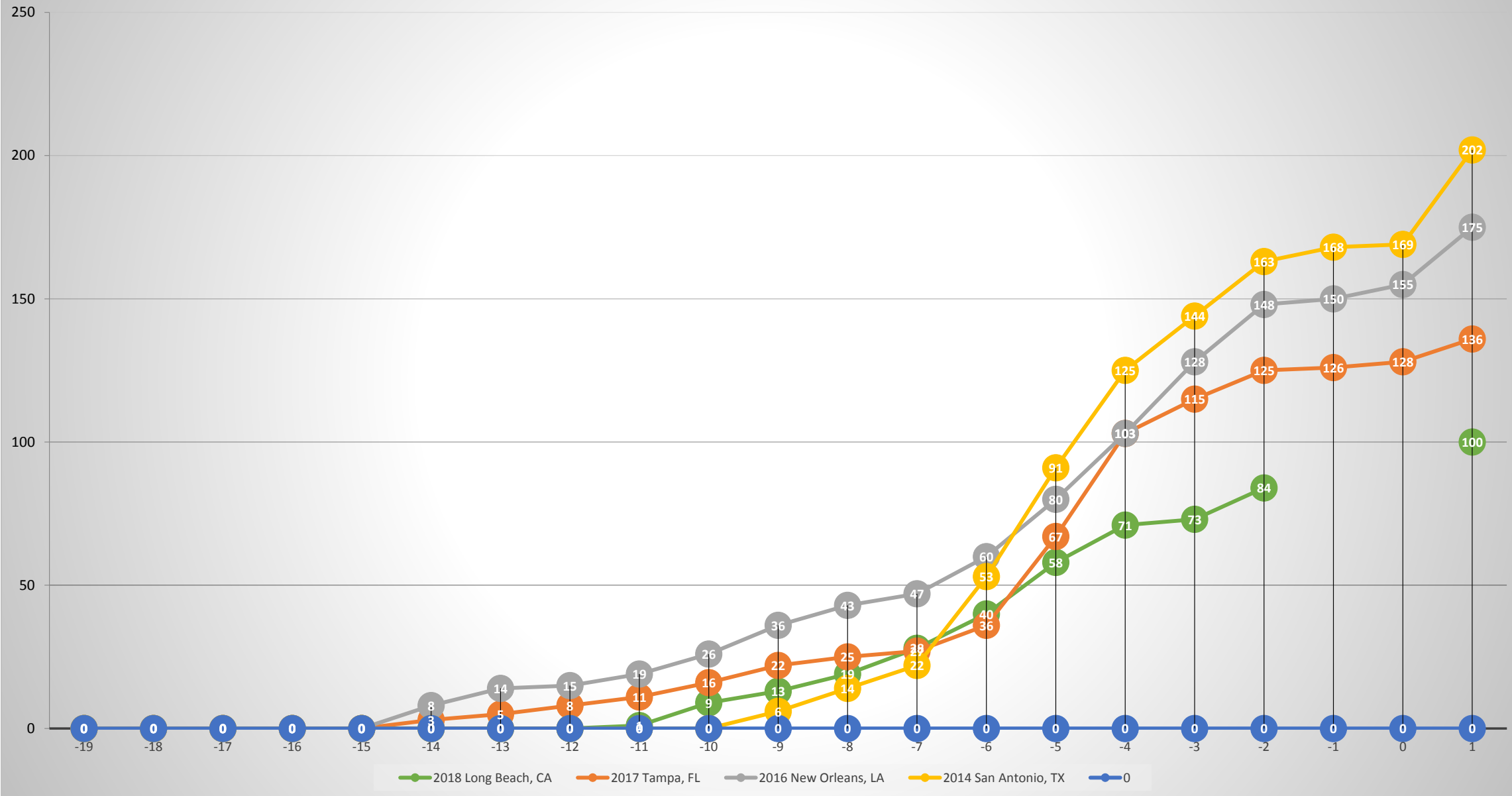
Week begins on Sunday and ends on Saturday

Week	2018	2017	2016	2015	2014
-19	0	0	0	0	0
-18	0	0	0	0	0
-17	0	0	0	0	0
-16	0	5	0	0	8
-15	0	26	0	0	23
-14	0	35	0	0	34
-13	32	51	0	0	44
-12	44	63	18	34	55
-11	64	78	72	57	65
-10	89	91	98	89	91
-9	118	109	131	116	120
-8	152	150	180	157	157
-7	172	170	202	178	177
-6	215	213	268	252	239
-5	275	318	349	319	288
-4	319	388	401	388	333
-3	341	429	412	394	338
-2	355	436	418	403	346
-1	357	436	431	407	353
0	357	439	432	410	354
1	12	36	30	36	73
<b>Total</b>	<b>369</b>	<b>475</b>	<b>462</b>	<b>446</b>	<b>427</b>

Notes

- Week 0 indicates the opening week of the meeting.
- Negative numbers indicate weeks leading up to the event.
- Week -19 contains all pre-event registration activity occurring prior to and on that Week.
- Week 1 contains all post-event registration activity and activity without Paid Dates.

2018 International Accounting Section Midyear Meeting\_20180108 Cumulative Weekly Registrations by Year - Location



Cumulative Weekly Registrations

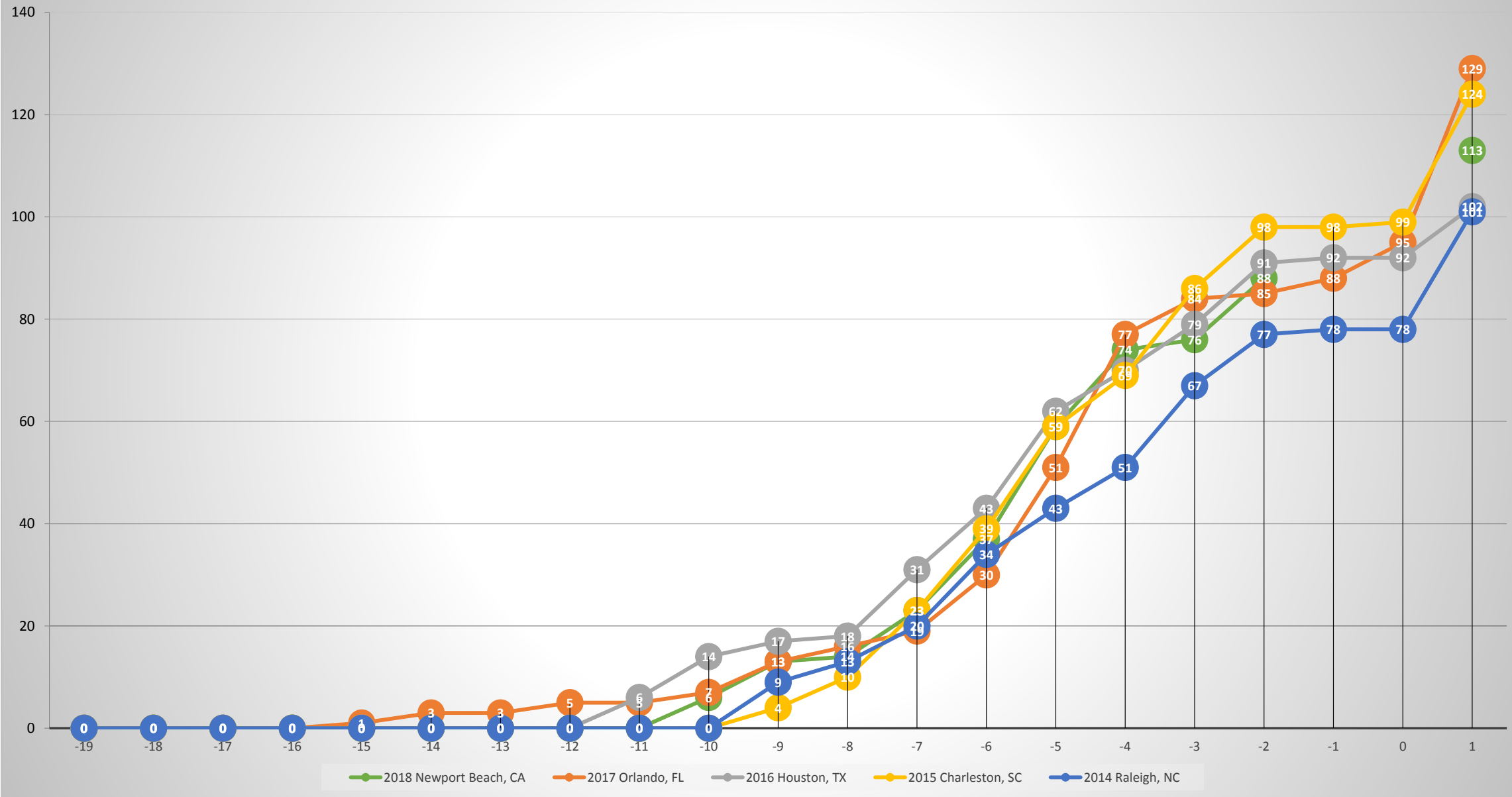
Week begins on Sunday and ends on Saturday

Week	2018	2017	2016	2014	
-19	0	0	0	0	0
-18	0	0	0	0	0
-17	0	0	0	0	0
-16	0	0	0	0	0
-15	0	0	0	0	0
-14	0	3	8	0	0
-13	0	5	14	0	0
-12	0	8	15	0	0
-11	1	11	19	0	0
-10	9	16	26	0	0
-9	13	22	36	6	0
-8	19	25	43	14	0
-7	28	27	47	22	0
-6	40	36	60	53	0
-5	58	67	80	91	0
-4	71	103	103	125	0
-3	73	115	128	144	0
-2	84	125	148	163	0
-1	0	126	150	168	0
0	0	128	155	169	0
1	16	8	20	33	0
<b>Total</b>	<b>100</b>	<b>136</b>	<b>175</b>	<b>202</b>	<b>0</b>

Notes

- Week 0 indicates the opening week of the meeting.
- Negative numbers indicate weeks leading up to the event.
- Week -19 contains all pre-event registration activity occurring prior to and on that Week.
- Week 1 contains all post-event registration activity and activity without Paid Dates.

2018 Joint Midyear Meeting of the AIS and SET Sections\_20180108 Cumulative Weekly Registrations by Year - Location



Cumulative Weekly Registrations

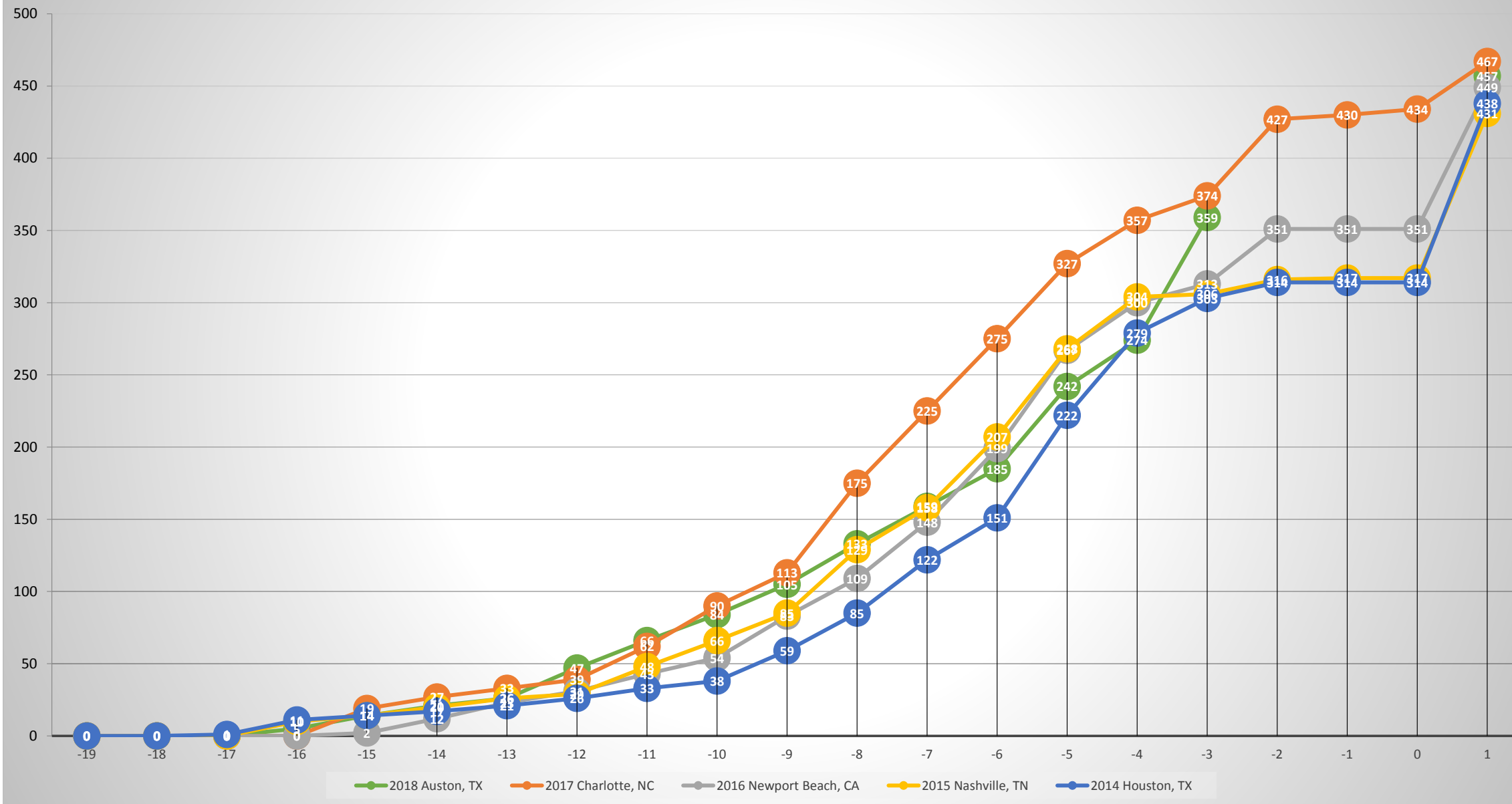
Week begins on Sunday and ends on Saturday

Week	2018	2017	2016	2015	2014
-19	0	0	0	0	0
-18	0	0	0	0	0
-17	0	0	0	0	0
-16	0	0	0	0	0
-15	0	1	0	0	0
-14	0	3	0	0	0
-13	0	3	0	0	0
-12	0	5	0	0	0
-11	0	5	6	0	0
-10	6	7	14	0	0
-9	13	13	17	4	9
-8	14	16	18	10	13
-7	23	19	31	23	20
-6	37	30	43	39	34
-5	59	51	62	59	43
-4	74	77	70	69	51
-3	76	84	79	86	67
-2	88	85	91	98	77
-1	0	88	92	98	78
0	0	95	92	99	78
1	25	34	10	25	23
<b>Total</b>	<b>113</b>	<b>129</b>	<b>102</b>	<b>124</b>	<b>101</b>

Notes

- Week 0 indicates the opening week of the meeting.
- Negative numbers indicate weeks leading up to the event.
- Week -19 contains all pre-event registration activity occurring prior to and on that Week.
- Week 1 contains all post-event registration activity and activity without Paid Dates.

2018 Financial Accounting and Reporting Section Midyear Meeting\_20180108 Cumulative Weekly Registrations by Year - Location



Cumulative Weekly Registrations

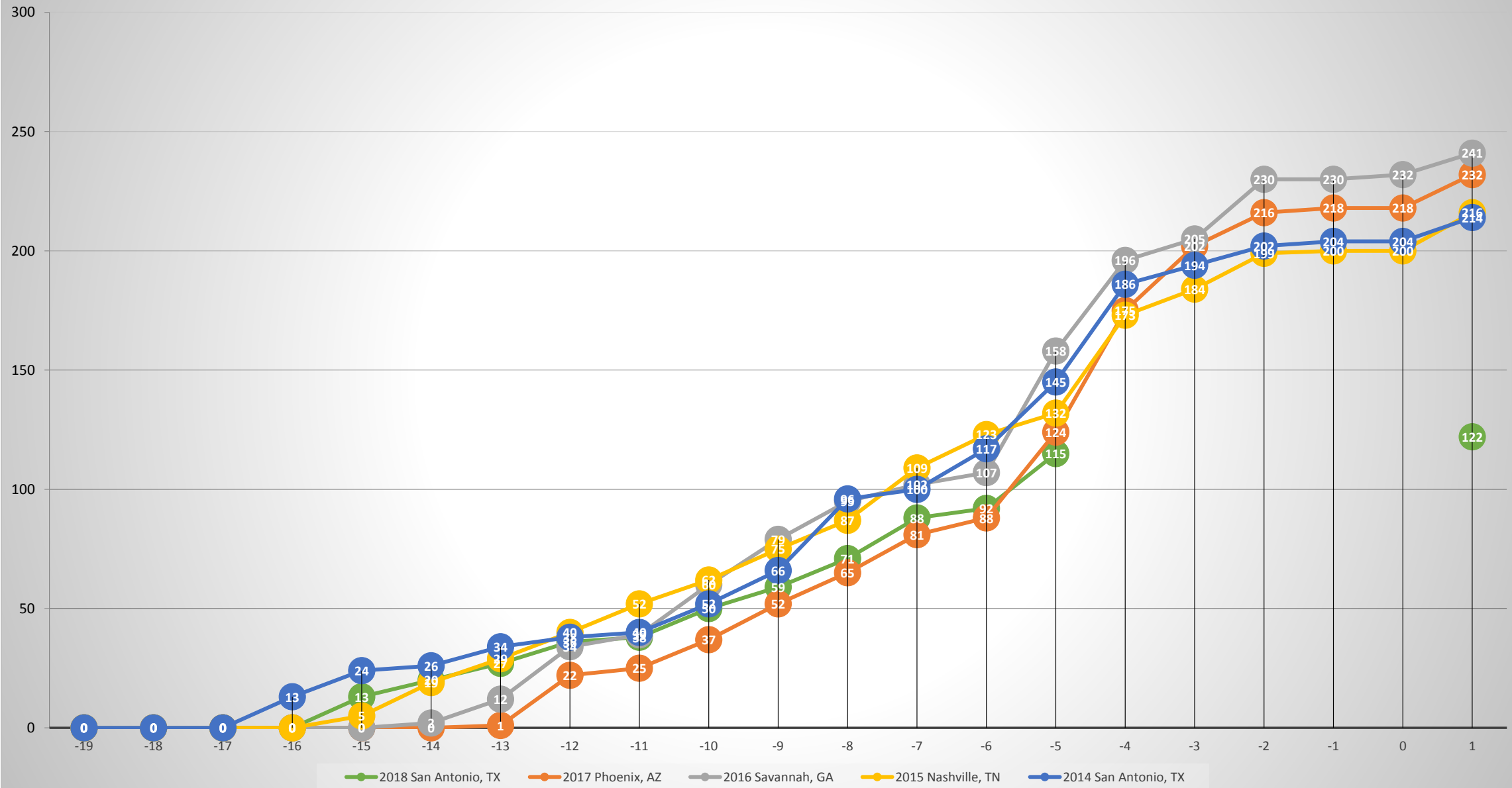
Week begins on Sunday and ends on Saturday

Week	2018	2017	2016	2015	2014
-19	0	0	0	0	0
-18	0	0	0	0	0
-17	0	0	0	0	1
-16	5	0	0	10	11
-15	14	19	2	14	14
-14	21	27	12	20	17
-13	26	33	23	26	21
-12	47	39	31	29	26
-11	66	62	43	48	33
-10	84	90	54	66	38
-9	105	113	83	85	59
-8	133	175	109	129	85
-7	159	225	148	158	122
-6	185	275	199	207	151
-5	242	327	267	268	222
-4	274	357	300	304	279
-3	359	374	313	306	303
-2	0	427	351	316	314
-1	0	430	351	317	314
0	0	434	351	317	314
1	94	33	98	114	124
<b>Total</b>	<b>457</b>	<b>467</b>	<b>449</b>	<b>431</b>	<b>438</b>

Notes

- Week 0 indicates the opening week of the meeting.
- Negative numbers indicate weeks leading up to the event.
- Week -19 contains all pre-event registration activity occurring prior to and on that Week.
- Week 1 contains all post-event registration activity and activity without Paid Dates.

2018 APLG\_FSA Annual Seminar\_20180108 Cumulative Weekly Registrations by Year - Location



Cumulative Weekly Registrations

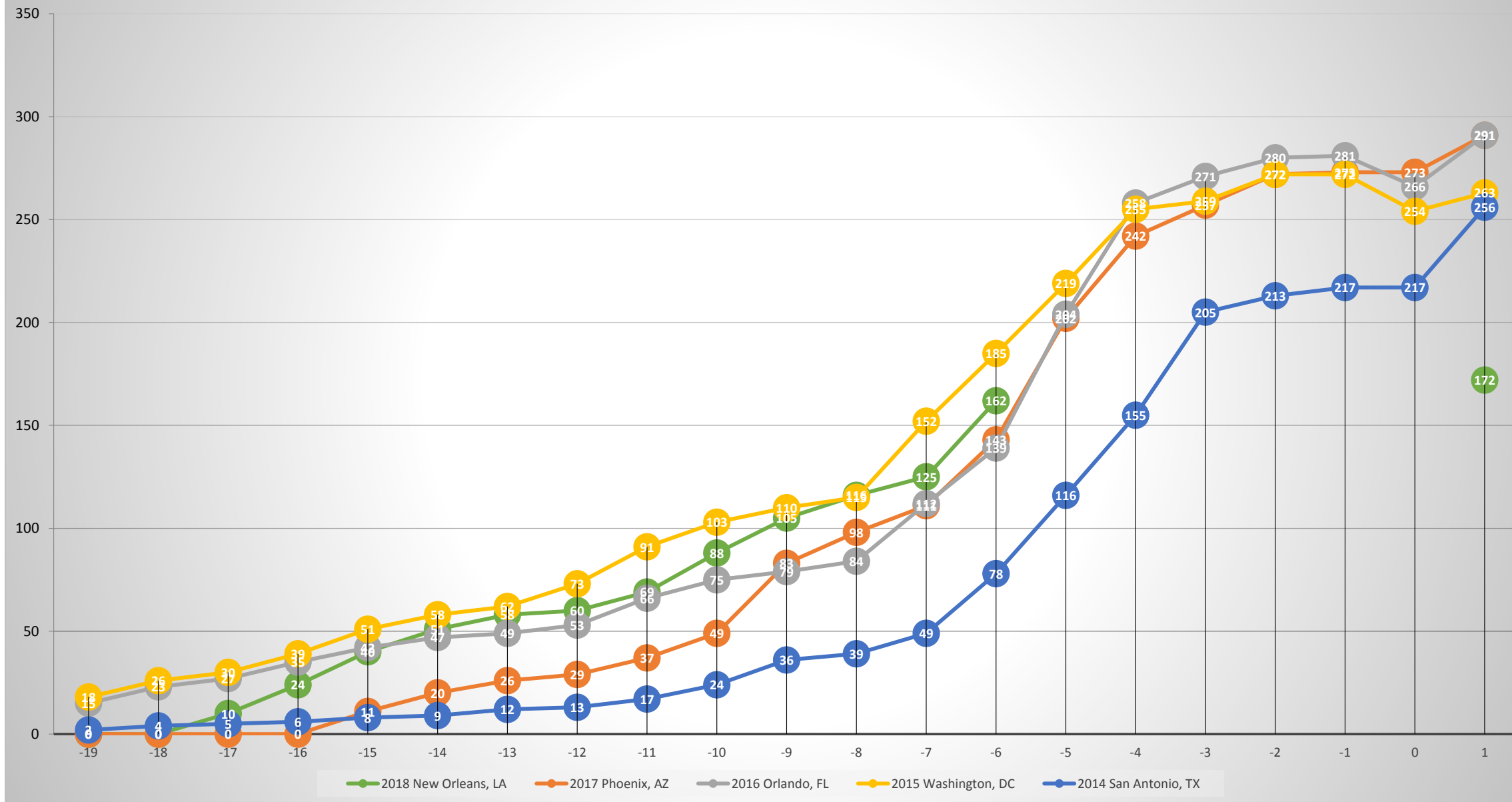
Week begins on Sunday and ends on Saturday

Week	2018	2017	2016	2015	2014
-19	0	0	0	0	0
-18	0	0	0	0	0
-17	0	0	0	0	0
-16	0	0	0	0	13
-15	13	0	0	5	24
-14	20	0	2	19	26
-13	27	1	12	29	34
-12	36	22	34	40	38
-11	38	25	39	52	40
-10	50	37	60	62	52
-9	59	52	79	75	66
-8	71	65	95	87	96
-7	88	81	102	109	100
-6	92	88	107	123	117
-5	115	124	158	132	145
-4	0	175	196	173	186
-3	0	202	205	184	194
-2	0	216	230	199	202
-1	0	218	230	200	204
0	0	218	232	200	204
1	1	14	9	16	10
<b>Total</b>	<b>122</b>	<b>232</b>	<b>241</b>	<b>216</b>	<b>214</b>

Notes

- Week 0 indicates the opening week of the meeting.
- Negative numbers indicate weeks leading up to the event.
- Week -19 contains all pre-event registration activity occurring prior to and on that Week.
- Week 1 contains all post-event registration activity and activity without Paid Dates.

2018 American Taxation Association Midyear Meeting\_20180108 Cumulative Weekly Registrations by Year - Location



Cumulative Weekly Registrations

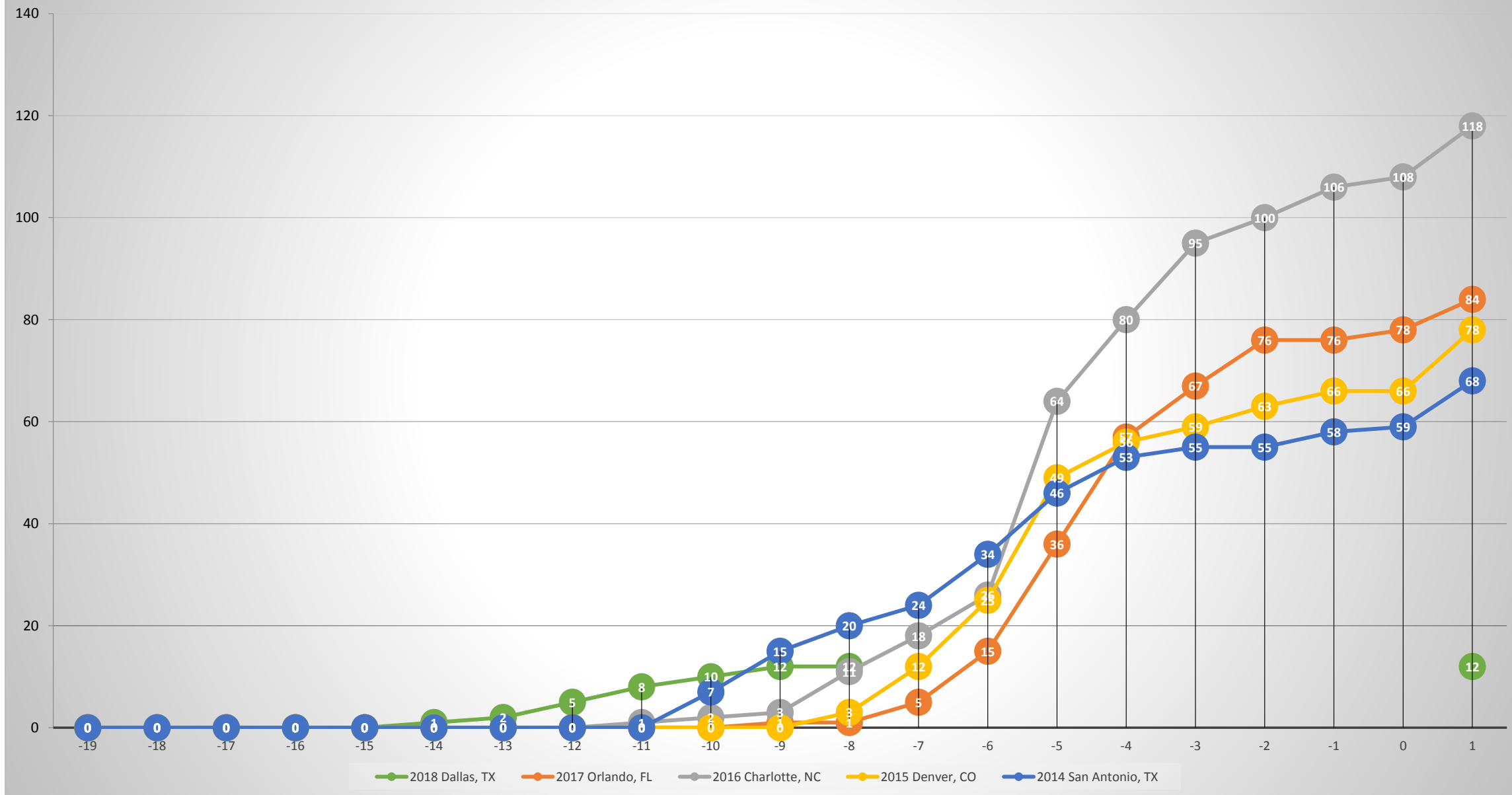
Week begins on Sunday and ends on Saturday

Week	2018	2017	2016	2015	2014
-19	0	0	15	18	2
-18	0	0	23	26	4
-17	10	0	27	30	5
-16	24	0	35	39	6
-15	40	11	42	51	8
-14	51	20	47	58	9
-13	58	26	49	62	12
-12	60	29	53	73	13
-11	69	37	66	91	17
-10	88	49	75	103	24
-9	105	83	79	110	36
-8	116	98	84	115	39
-7	125	111	112	152	49
-6	162	143	139	185	78
-5	0	202	204	219	116
-4	0	242	258	255	155
-3	0	257	271	259	205
-2	0	272	280	272	213
-1	0	273	281	272	217
0	0	273	266	254	217
1	7	18	33	17	41
<b>Total</b>	<b>172</b>	<b>291</b>	<b>314</b>	<b>289</b>	<b>260</b>

Notes

- Week 0 indicates the opening week of the meeting.
- Negative numbers indicate weeks leading up to the event.
- Week -19 contains all pre-event registration activity occurring prior to and on that Week.
- Week 1 contains all post-event registration activity and activity without Paid Dates.

2018 Forensic Accounting Research Conference\_20180108 Cumulative Weekly Registrations by Year - Location



Cumulative Weekly Registrations

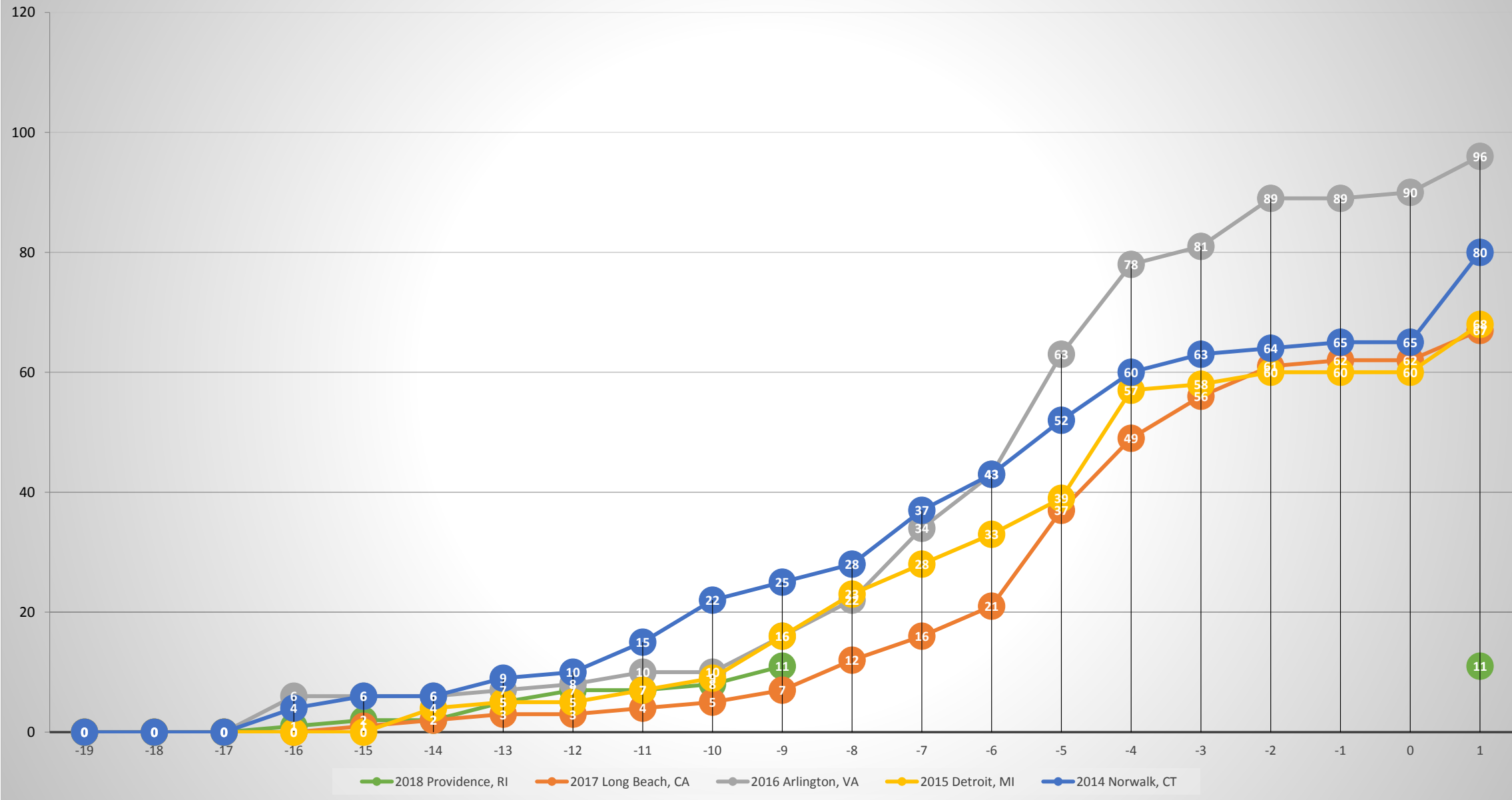
Week begins on Sunday and ends on Saturday

Week	2018	2017	2016	2015	2014
-19	0	0	0	0	0
-18	0	0	0	0	0
-17	0	0	0	0	0
-16	0	0	0	0	0
-15	0	0	0	0	0
-14	1	0	0	0	0
-13	2	0	0	0	0
-12	5	0	0	0	0
-11	8	0	1	0	0
-10	10	0	2	0	7
-9	12	1	3	0	15
-8	12	1	11	3	20
-7	0	5	18	12	24
-6	0	15	26	25	34
-5	0	36	49	49	46
-4	0	57	64	56	53
-3	0	67	80	59	55
-2	0	76	95	63	55
-1	0	76	106	66	58
0	0	78	108	66	59
1	0	6	10	12	9
<b>Total</b>	<b>12</b>	<b>84</b>	<b>118</b>	<b>78</b>	<b>68</b>

Notes

- Week 0 indicates the opening week of the meeting.
- Negative numbers indicate weeks leading up to the event.
- Week -19 contains all pre-event registration activity occurring prior to and on that Week.
- Week 1 contains all post-event registration activity and activity without Paid Dates.

2018 Government and Nonprofit Section Midyear Meeting\_20180108 Cumulative Weekly Registrations by Year - Location



Cumulative Weekly Registrations

Week begins on Sunday and ends on Saturday

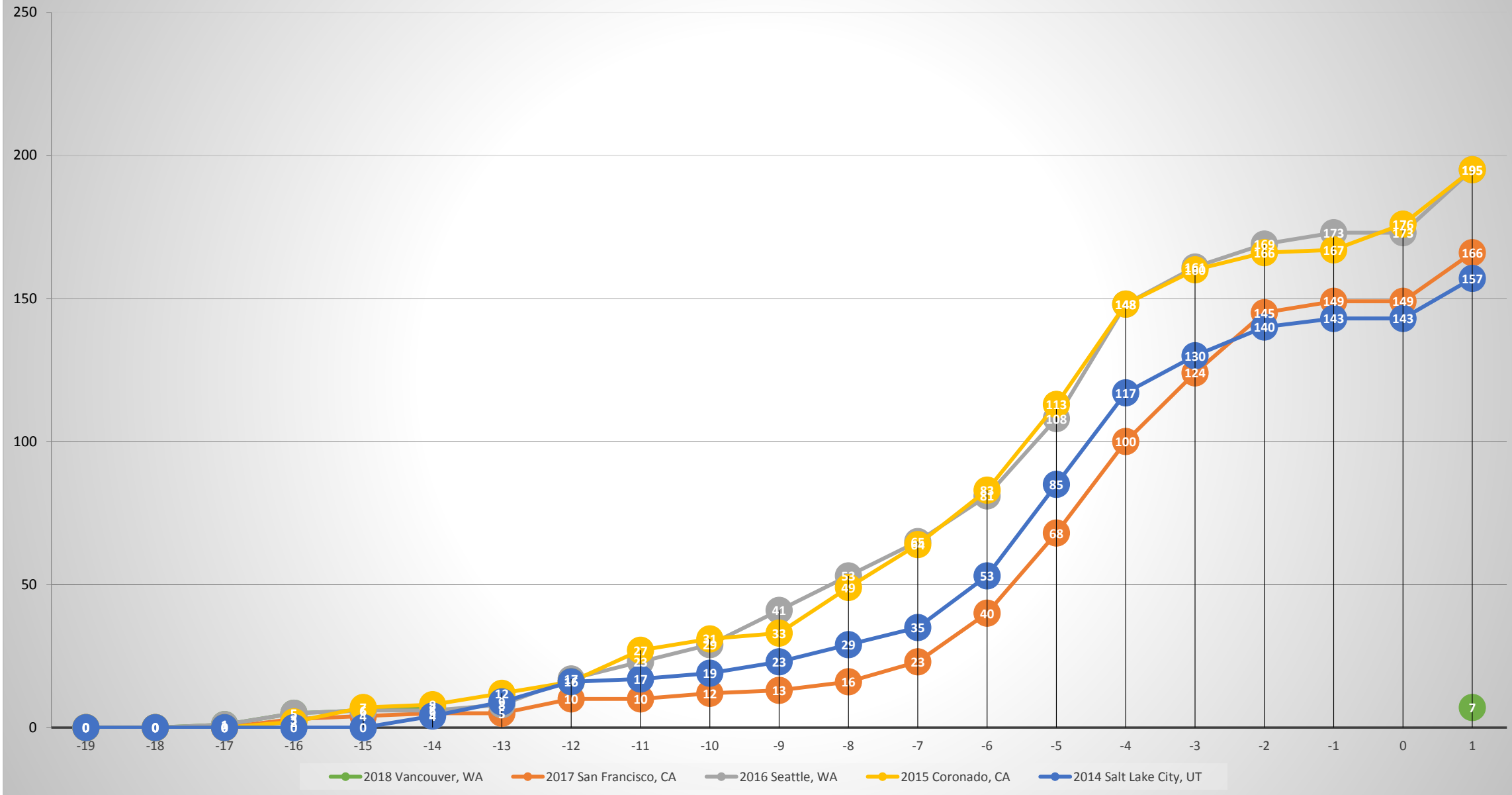
Week	2018	2017	2016	2015	2014
-19	0	0	0	0	0
-18	0	0	0	0	0
-17	0	0	0	0	0
-16	1	0	6	0	4
-15	2	1	6	0	6
-14	2	2	6	4	6
-13	5	3	7	5	9
-12	7	3	8	5	10
-11	7	4	10	7	15
-10	8	5	10	9	22
-9	11	7	16	16	25
-8	0	12	22	23	28
-7	0	16	34	28	37
-6	0	21	43	33	43
-5	0	37	63	39	52
-4	0	49	78	57	60
-3	0	56	81	58	63
-2	0	61	89	60	64
-1	0	62	89	60	65
0	0	62	90	60	65
1	0	5	6	8	15
<b>Total</b>	<b>11</b>	<b>67</b>	<b>96</b>	<b>68</b>	<b>80</b>

Notes

- Week 0 indicates the opening week of the meeting.
- Negative numbers indicate weeks leading up to the event.
- Week -19 contains all pre-event registration activity occurring prior to and on that Week.
- Week 1 contains all post-event registration activity and activity without Paid Dates.



2018 Western Region Meeting\_20180108 Cumulative Weekly Registrations by Year - Location



Cumulative Weekly Registrations

Week begins on Sunday and ends on Saturday

Week	2018	2017	2016	2015	2014
-19	0	0	0	0	0
-18	0	0	0	0	0
-17	1	0	1	0	0
-16	5	3	5	2	0
-15	6	4	6	7	0
-14	7	5	6	8	4
-13	0	5	8	12	9
-12	0	10	17	16	16
-11	0	10	23	27	17
-10	0	12	29	31	19
-9	0	13	41	33	23
-8	0	16	53	49	29
-7	0	23	65	64	35
-6	0	40	81	83	53
-5	0	68	108	113	85
-4	0	100	148	148	117
-3	0	124	161	160	130
-2	0	145	169	166	140
-1	0	149	173	167	143
0	0	149	173	176	143
1	0	17	22	19	14
<b>Total</b>	<b>7</b>	<b>166</b>	<b>195</b>	<b>195</b>	<b>157</b>

Notes

- Week 0 indicates the opening week of the meeting.
- Negative numbers indicate weeks leading up to the event.
- Week -19 contains all pre-event registration activity occurring prior to and on that Week.
- Week 1 contains all post-event registration activity and activity without Paid Dates.